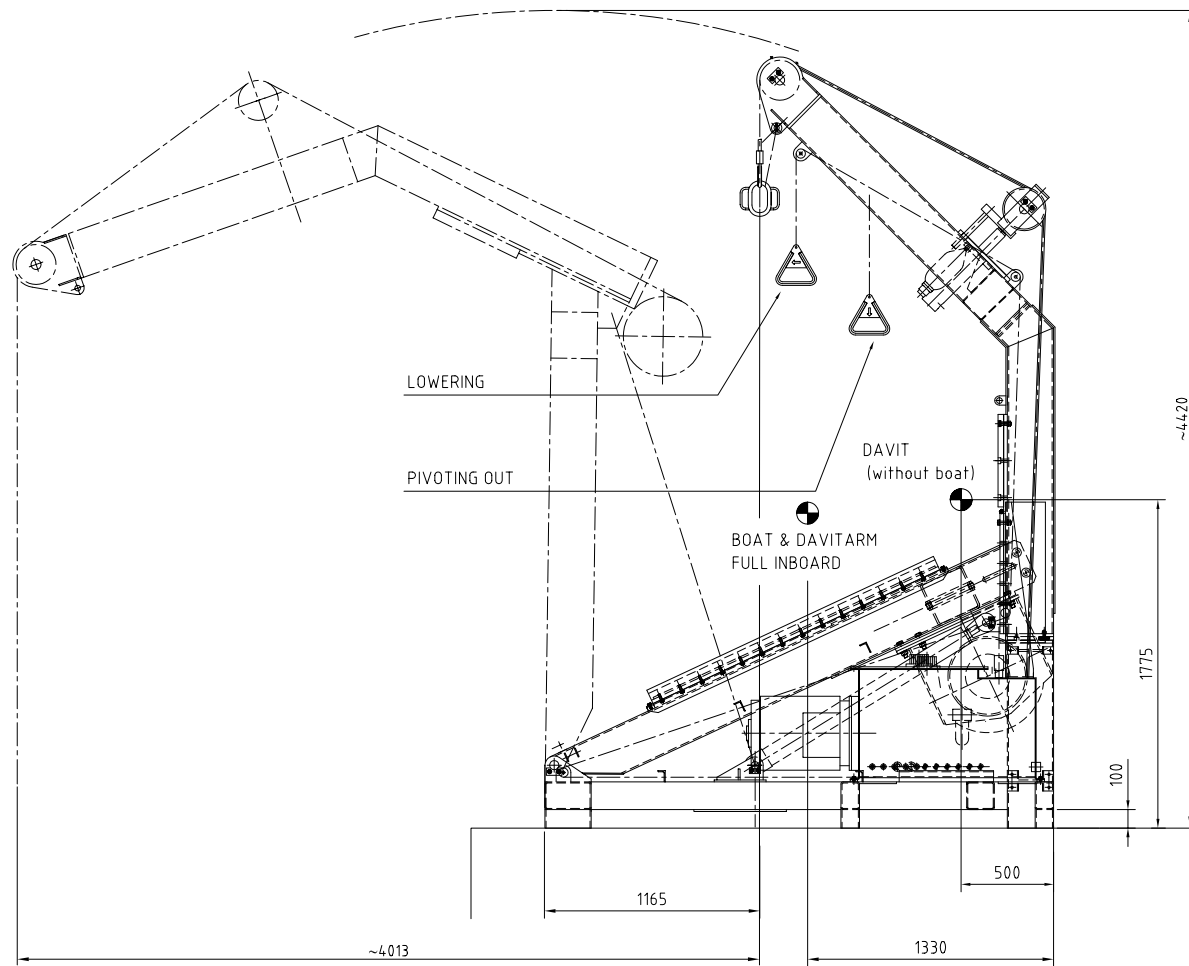


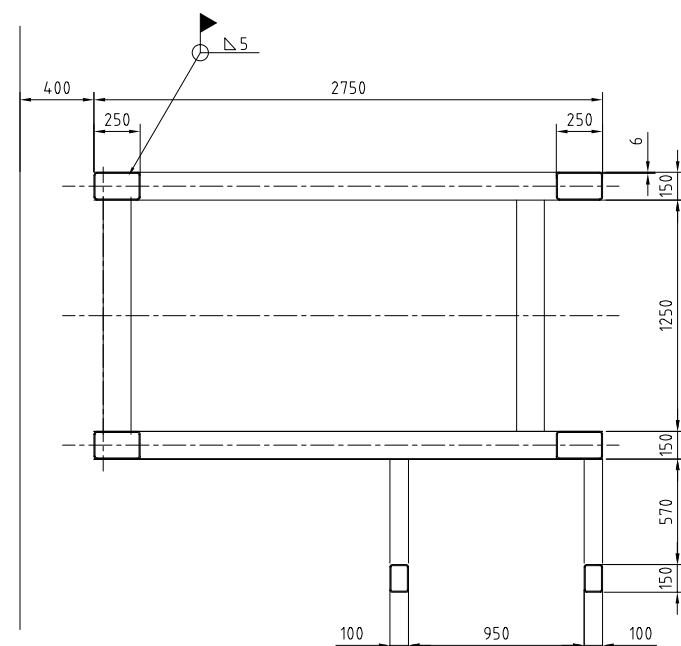
This drawing is for information only and must not be used for construction or fabrication, prior to final design.



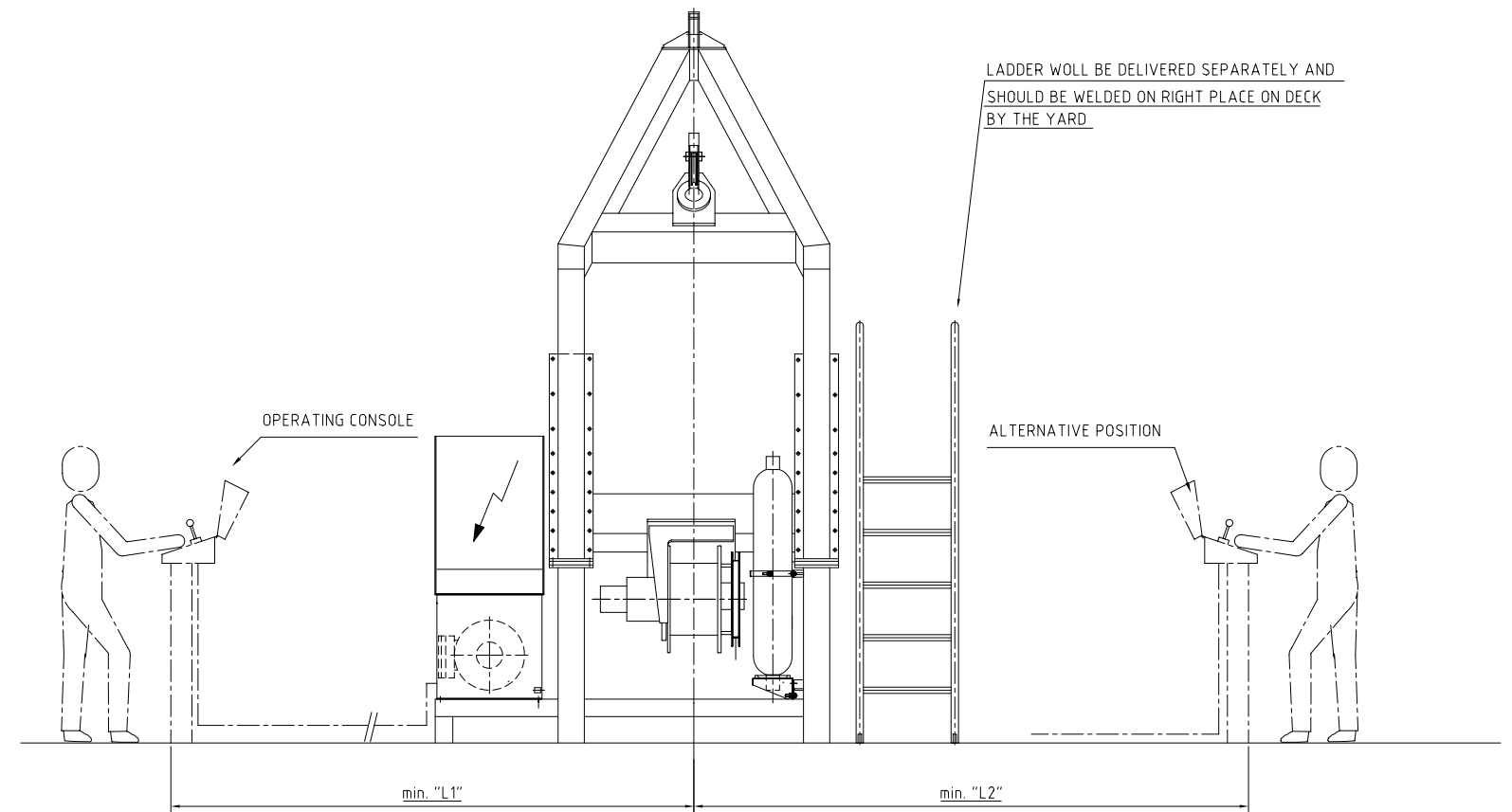
65 kN
PER SUPPORT

10 kN
PER SIDE

25 kN
PER SUPPORT



FOOTPRINTS ON DECK



LADDER WILL BE DELIVERED SEPARATELY AND SHOULD BE WELDED ON RIGHT PLACE ON DECK BY THE YARD

S.W.L.	30 kN
Workshop test (static) 2.2 x S.W.L.	66 kN
Board test (dynamic) lowering only 1.1 x S.W.L.	33 kN

ITEM	WEIGHT
DAVIT WITH WINCH	1750 kG
OPERATION CONSOLE	125 kG
ACCUMULATOR	85 kG
HYDR.POWER PACK	830 kG
OIL TOTAL	200 kG
WEIGHT TOTAL WET APPROX.	2990 kG

* = BOLT CONNECTION
M16x55 mat. 8.8

= TIGHTENING TORQUE 200 Nm
SURFACES LUBRICATED WITH MS 02

		HYDRAULIC PIVOTING DAVIT "PRH 30"	
NED-DECK MARINE Survival Systems & Deck Equipment Amhachtsweg 10 3711 MG Barneveld Tel: (+31) 362-42205 Fax: (+31) 362-49217 www.neddeckmarine.com	DRAWN: RvB DATE: 31-03-'03 APPROVED: - SCALE: 1:20	TOLERANCES NEN-ISO 2768-1 PROJECTION	SIZE A1 REVISION B
D E C B A Rev. Date Description Name		DRAWING NUMBER: A-100665	