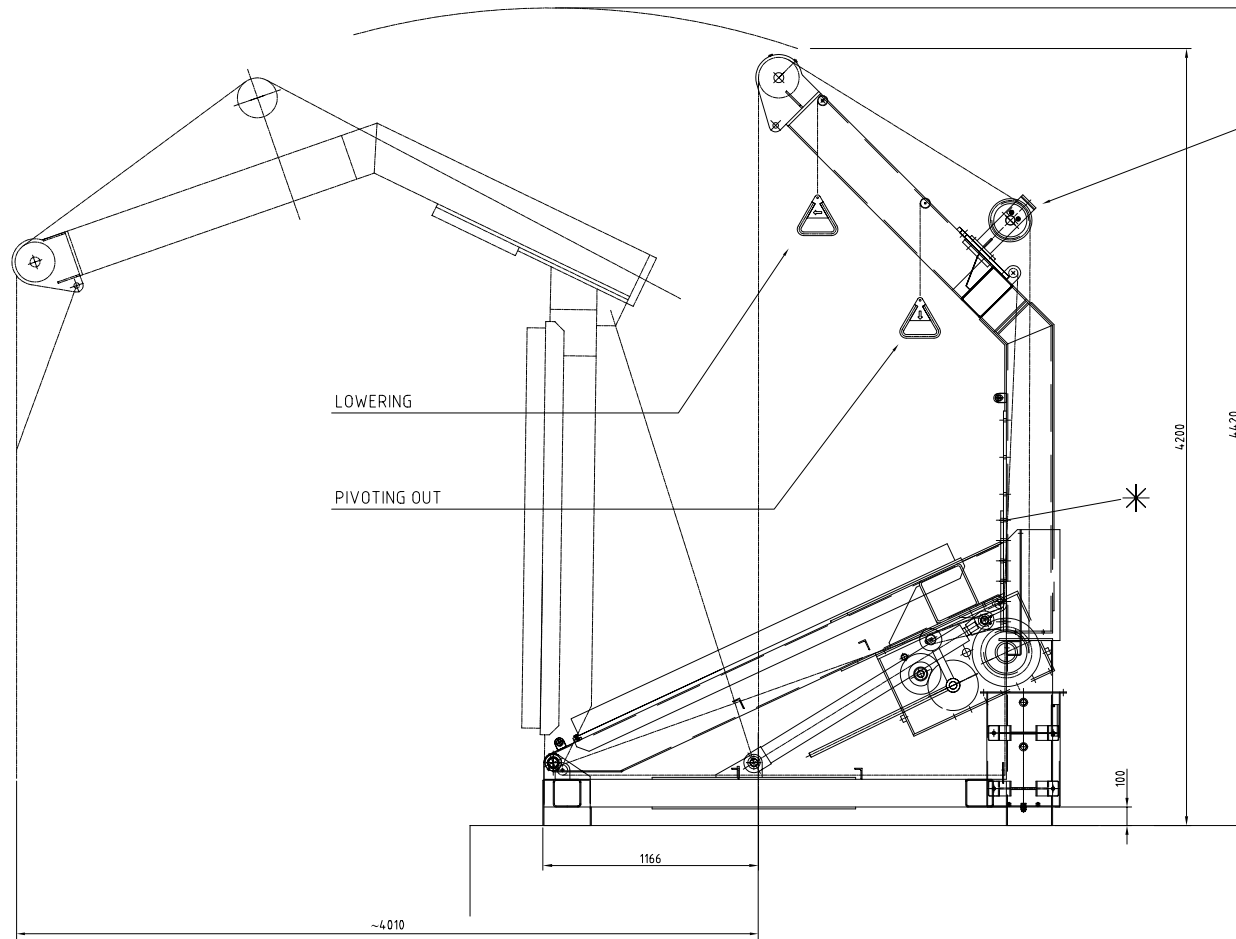
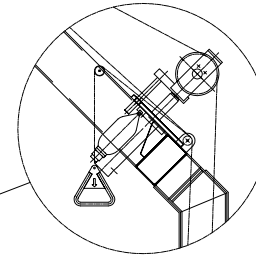
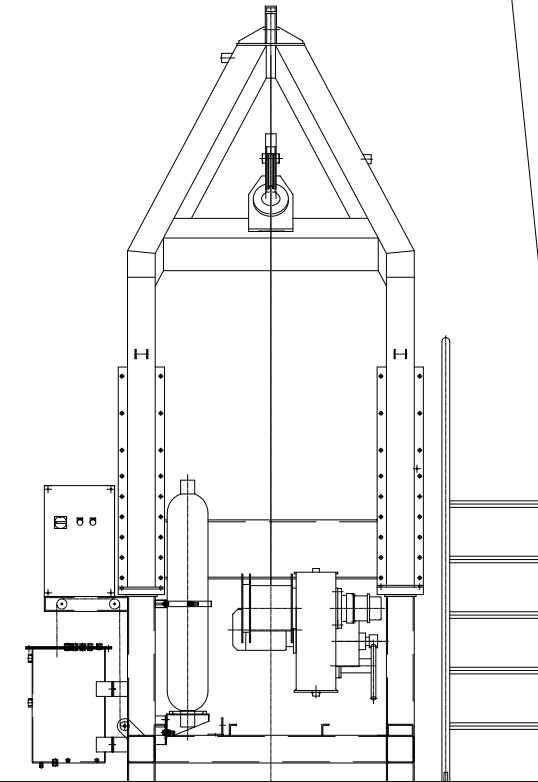


This drawing is for information only and must not be used for construction or fabrication, prior to final design.

OPTIONAL:  
SHOCK ABSORBER

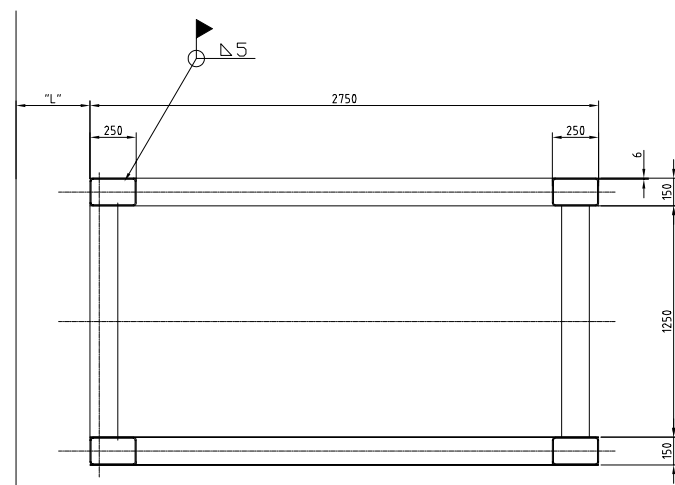
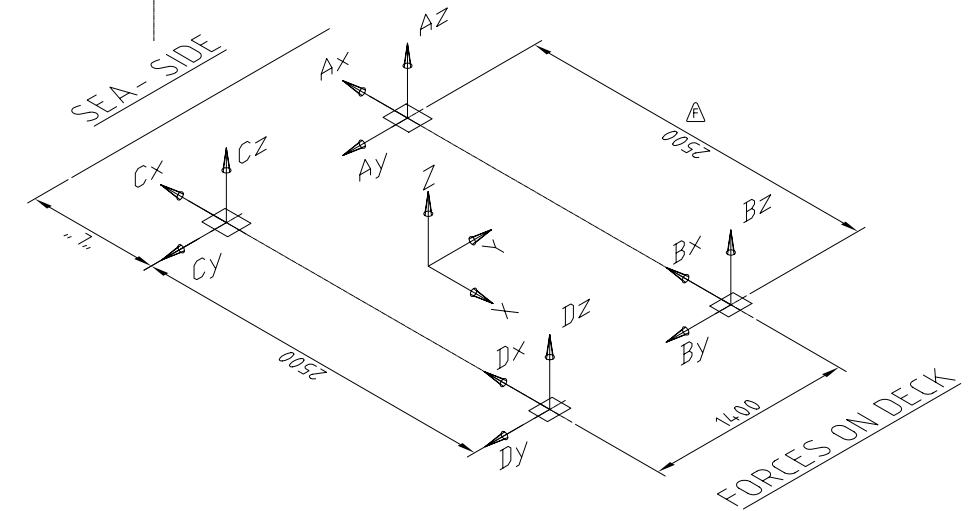


LADDER WILL BE DELIVERED SEPARATELY AND SHOULD BE WELDED ON RIGHT PLACE ON DECK BY THE YARD



ITEM	WEIGHT
DAVIT WITH WINCH	1750 kG
STARTERBOX	30 kG
ACCUMULATOR	85 kG
HYDR.POWER PACK	100 kG
OIL TOTAL	45 kG
WEIGHT TOTAL WET APPROX.	2010 kG

S.W.L.	30 kN
Workshop test (static) 2.2 x S.W.L.	66 kN
Board test (dynamic) lowering only 1.1 x S.W.L.	33 kN



\* = BOLT CONNECTION  
M16x55 mat. 8.8  
= TIGHTENING TORQUE 200 Nm  
SURFACES LUBRICATED WITH MS 02

Support loads [kN] per system	Ax	Ay	Az	Bx	By	Bz	Cx	Cy	Cz	Dx	Dy	Dz
System inboard, -20° roll	-4.7	2.2	11	-4.7	2.2	-25	-4.7	2.2	10	-4.7	2.2	-25
System outboard, +20° roll	4.7	2.2	-63	4.7	2.2	37	4.7	2.2	-63	4.7	2.2	37

a) All forces mentioned are action forces  
b) Forces are calculated with 10% overload

FOOTPRINTS ON DECK

Rev.		Date		Description		Name	
H	12/28						
G	11/28	update deck force	RvB				
F	20/10/21	2000 --> 2500	AM				
E	21/6/07	add test deck.	RvB				
D	18/8/07	Deck Forces	RvB				
C	18/8/04	Update	RvB				
B	18/8/03	fixed shape	RvB				
A	1/3/01	file changed	RvB				

TITLE: HYDRAULIC PIVOTING SYSTEM "PRHE 30"

Amhachtsweg 10  
3711 MG Barnevelde  
Tel: +31 362-42295  
Fax: +31 362-42217  
www.reddeckmarine.com

NDM NED-DECK MARINE  
Survival Systems & Deck Equipment

Amhachtsweg 10  
3711 MG Barnevelde  
Tel: +31 362-42295  
Fax: +31 362-42217  
www.reddeckmarine.com

DATE: 27-03-'03  
DRAWN: RvB  
APPROVED: -  
SCALE: 1:20  
DRAWING NUMBER: A-100662

TOLERANCES: NEN-ISO 2768-1  
PROJECTION:

SIZE: A1  
REVISION: H

This drawing is the property of NED-DECK MARINE B.V. and may not be reproduced or distributed to third parties without their specific written consent.