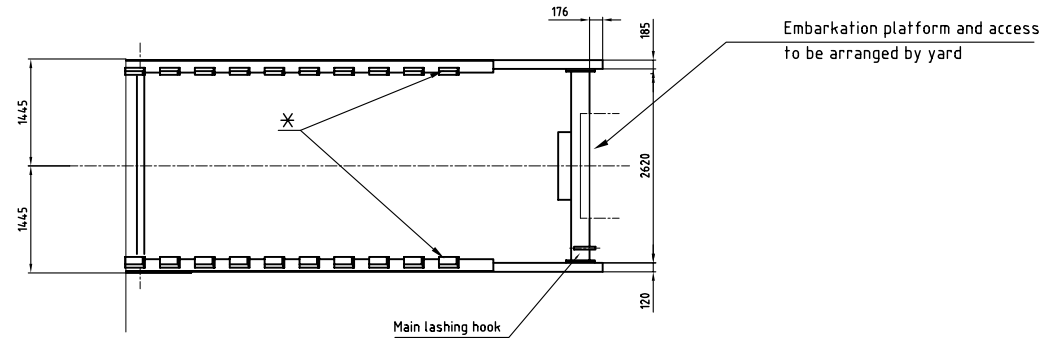
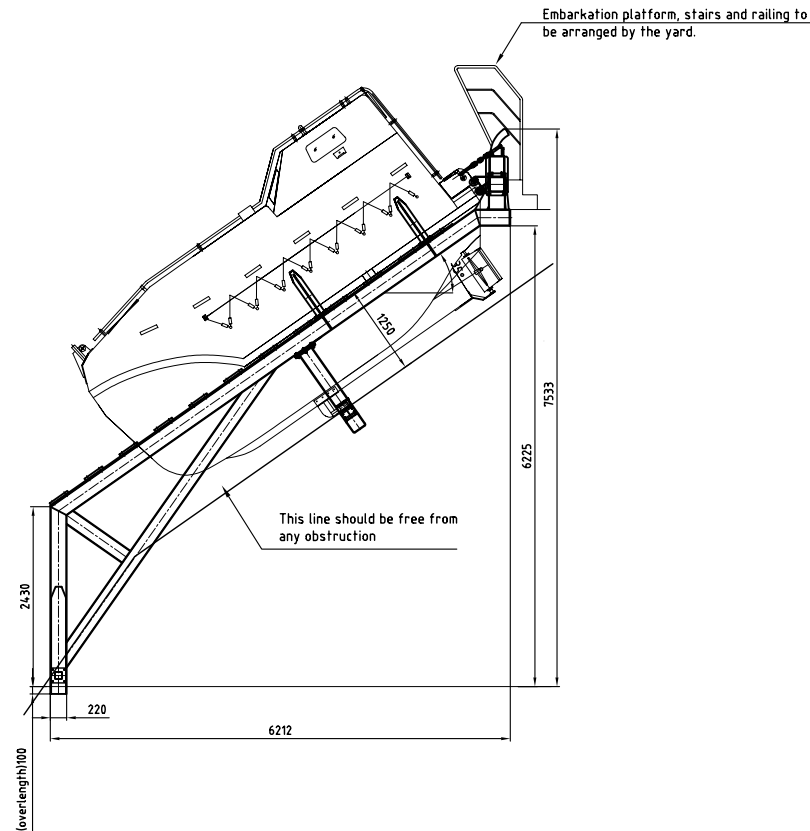
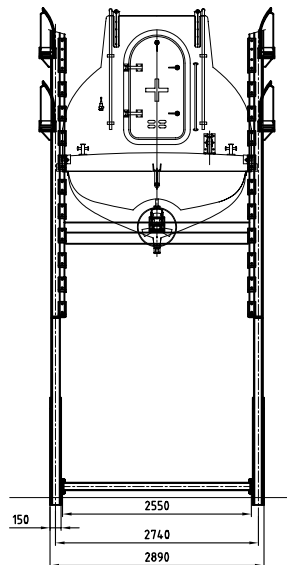


This drawing is for information only and must not be used for construction or fabrication, prior to final design.



SPECIFICATIONS	
MANUFACTURER DAVIT	NED-DECK MARINE
S.W.L. TYPE	6000 KG FFH-60
MANUFACTURER BOAT	N.M.E.
BOAT WEIGHT incl.FUEL,EQUIPMENT	3940 KG
BOAT WEIGHT WITH PERSONS	5890 KG
NUMBER OF PERSONS	26
TYPE OF BOAT	JY-FF-5.80



FOR SCOPE OF SUPPLY SEE ORDER

Sheaves and pivotpoints contain self-lubricated bushes which have to be greased prior to assembly

All separate delivered parts to be welded or mounted by yard

\* Connexion flanges after mounting to be welded together by yard

REV		DATE		DESCRIPTION		DRAWING NUMBER	
1							
2							
3							
4							
5							
6							
7							
8							
9							
10							

		DRAWN: RvB DATE: 28-04-'04 APPROVED: - SCALE: 1:35 DRAWING NUMBER: A-100967	PURCHASER: NEN-ISO 2768-1 PROJECTION: SIZE: A1 REVISION: A
--	--	---	--

This drawing is the property of NED-DECK MARINE B.V. and may not be reproduced or distributed in third parties without their specific written consent.